



Muir Lake School

2023/2024

Annual Education Results Report

Principal: Andy Fuñe

Assistant Principal: Oriana Leithoff

Parkland School Division

Our Vision:

Our students possess the confidence, resilience, insight and skills required to thrive in, and positively impact, the world.

Our Mission:


We assure supportive learning environments, meaningful experiences and healthy relationships that create opportunities to develop resilience, to gain diversity in perspectives and to achieve enduring success.

Our Ultimate Goal:

Student Success and Well-being

Our Values:

- *Learning opportunities that are purposeful, essential, relevant, authentic and responsive;*
- *Excellence in achievement;*
- *Trustworthy, respectful relationships; and,*
- *Resilience and self-awareness*





Muir Lake School

2023/2024

Annual Education Results Report

Message From The Principal

The staff of Muir Lake School accepts responsibility for providing an appropriate education for our students within the laws, regulations, policies and guidelines of Alberta Education and Parkland School Division. Working with Alberta Education, the School Division, and the school community, the staff accepts this Annual Education Results Report.

The School Education Plan will support, complement and supplement the District's Education Plan and Alberta Education Goals. Through this collaborative planning the staff gives a commitment to achieving the goals of Parkland School Division. The school will have goals aligned with the division's goal. Additionally, an analysis of the achievement test data has been added.

The school community of Muir lake has many successes that should be celebrated. The students are socially very well adjusted. According to the latest set of PAT results, the hard work of the school community leads to academically high achieving students.

School Profile

Grades Taught K-9

As of September 2024, there are 539 students from kindergarten to grade 9 with an additional 22 students that attend Nature Enrichment. At Muir Lake School, "every child learns, every child succeeds" is the cornerstone of our philosophy of education. As part of Parkland School Division, we assure supportive learning environments, meaningful experiences and healthy relationships that create opportunities to develop resilience, to gain diversity in perspectives, and to achieve enduring success.



Muir Lake School

2023/2024

Annual Education Results Report

School Context

Trustee:	Dr. Lorraine Stewart
School Council Chair:	Tori Pudde
School Size:	539(another 22 in Nature K)
School Address:	Mail Bag 500 53422 SH 779, Stony Plain, AB T7Z 1Y5

- ♦ The social economic profile would be best described as diverse. Many of our families are bussed or driven to the school and would be considered generally intact, upper middle-income families. Currently, there are twelve buses that provide transportation for many of the students.
- ♦ The students' general ability reflects the diverse family backgrounds we serve. To assist students in meeting their needs, we provide small group literacy and numeracy assistance, and counseling services. Students who require extra intervention are on Individual Educational Plans.

The School Council and Foundation meet once a month and is an advisory council that assists in providing direction for school programs. Parents are an important part of Muir Lake School's learning environment.

Muir Lake School

2023/2024

Annual Education Results Report

Development Plan Summary



Development Plan Measures:

- **Targeted Instruction:** The numeracy and literacy goals of the school both included targeted instruction through the use of data-informed instruction that aligned with student needs. In both areas, there was either maintenance or improvement as illustrated in the numeracy and literacy results below.
- **Inclusion and Diversity:** As per the Assurance Survey, Muir Lake saw an increase in parent involvement at the school. Parent involvement occurs with the Hot Lunch Program, Breakfast Program, School Council, and a variety of other volunteer positions. We are specifically targeting the School Council as a place for family voices to play a role in informing school decisions. The school is continuing to work with the School Council Chair and members on marketing strategies including the increased use of Social Media to reach our target audience.
- **Land Based Learning:** Teachers have been consistently enrolling in professional development around the incorporation of land based learning at Muir Lake, and weather permitting, classes can be seen outdoors, on school grounds participating in everything from math, to literacy and



Muir Lake School

2023/2024

Annual Education Results Report

science, and even music lessons. Our Nature Kindergarten program continues to flourish, earning recognition as a robust and highly sought-after learning experience within our school division. With full enrollment and a growing waitlist, the program is a testament to its positive impact on young learners, and students entering grade 1 on par with their peers in regards to academics.

Some Unique Features of Our School

Unique Features of Our School

- Active, involved School Council
- Muir Lake Community School Foundation
- Strong parent involvement in many different settings
- Focused academic learning environment
- Diverse complementary course program in Grades 7-9
- 400-meter rubberized running track
- Brand new playground
- Middle years teams in sports such as volleyball, basketball, badminton and track and field.
- Playground and Grounds Development Support staff involved in whole school projects
- Music program K-6
- Home to Parkland School Division's Nature-Based Kindergarten and Nature Enrichment programs
- Weekly Smudge gathering in school
- Shared Band program initiative with Parkland Jr. High Band at High Park School

Core French is offered to all Grade 4-6 students. A focus of the school has been the integration of technology. Each student has access to either a chromebook or iPad. Many students bring their own devices. Every room also has a sound system and adjustable light system so that students are able to hear and see the teachers' instructions better. A strong focus on student centered learning has resulted in many hands-on learning activities in the core subjects.



Muir Lake School

2023/2024

Annual Education Results Report



PAT Results 2024

The 2024 PAT data demonstrates that students at Muir Lake School perform well academically.

Grade 6

In *Social Studies*, our students performed **higher than the provincial average** with 83.6 % achieving the acceptable standard and 27.9 % achieving the standard of excellence.

In *Science*, our students performed **higher than the provincial average** with 83.6 % achieving the acceptable standard and 39.3 % achieving the standard of excellence.

Grade 9

In *Language Arts*, our students performed **higher than the provincial average** with 71.4 % achieving the acceptable standard.

In *Math*, our students performed **higher than the provincial average** with 57.1 % achieving the acceptable standard and 19.0 % achieving the standard of excellence.

In *Science*, our students performed **higher than the provincial average** with 76.2 % achieving the acceptable standard and 26.2 % achieving the standard of excellence.

In *Social*, our students performed **higher than the provincial average** with 73.8 % achieving the acceptable standard.



Muir Lake School

2023/2024

Annual Education Results Report

Grade 6 PAT Results

Performance Measures	Subject	Current Result	Prov Avg	Previous Years		
				Above or Below Prov	2022	2023
<ul style="list-style-type: none"> Percentages of students in Grade 6 who achieved the <u>acceptable</u> standard on provincial achievement tests. 	LA	N/A	N/A	N/A	96.4	97.7
	Math	N/A	N/A	N/A	100	97.7
	Science	83.6	68.8	+	96.4	95.5
	Social	83.6	68.7	+	89.3	86.4
<ul style="list-style-type: none"> Percentages of students in Grade 6 who achieved the standard of <u>excellence</u> on provincial achievement tests. 	LA	N/A	N/A	N/A	25	25
	Math	N/A	N/A	N/A	28.6	31.8
	Science	39.3	25.6	+	53.6	43.2
	Social	27.9	20.4	+	25	31.8



Muir Lake School

2023/2024

Annual Education Results Report

Grade 9 PAT Results

Performance Measures	Subject	Current Result	Prov Avg	Above or Below Prov	Previous Years	
					2022	2023
<ul style="list-style-type: none"> Percentages of students in Grade 9 who achieved the acceptable standard on provincial achievement tests. 	LA	71.4	69.6	+	85.7	85.7
	Math	57.1	51.6	+	65.7	68.6
	Science	76.2	66.8	+	88.6	85.7
	Social	73.8	60.0	+	68.6	57.1
<ul style="list-style-type: none"> Percentages of students in Grade 9 who achieved the standard of excellence on provincial achievement tests. 	LA	4.8	11.8	-	5.7	14.3
	Math	19.0	13.7	+	25.7	14.3
	Science	26.2	20.9	+	22.9	17.1
	Social	11.9	15.9	-	17.1	11.4



Muir Lake School

2023/2024

Annual Education Results Report

Literacy and Numeracy Results - Grade 1-3

Literacy - The literacy strategies for grades 1-3 focused on targeted instruction to build essential reading and writing skills. Key goals included implementing phonemic awareness, phonics, and comprehension strategies, with an emphasis on identifying when to teach whole-group versus small-group lessons. Additionally, a consistent approach to writing development was implemented through mini writing lessons using anchor books, structured writing sequences, and clear writing goals. Writing conferences and phonics/word study, including the UFLI framework, further personalized the learning process. The year-end data indicates consistent improvement in students' reading levels from Grade 1 to Grade 3 through the use of focused, data-informed instruction aligned with student needs. Targeted and consistent supports have contributed to steady progress, with students demonstrating growth in literacy outcomes year over year.

Legend: Red - below grade level, Yellow - at the satisfactory level, Green - at the competent level, Blue - at the excellent level.

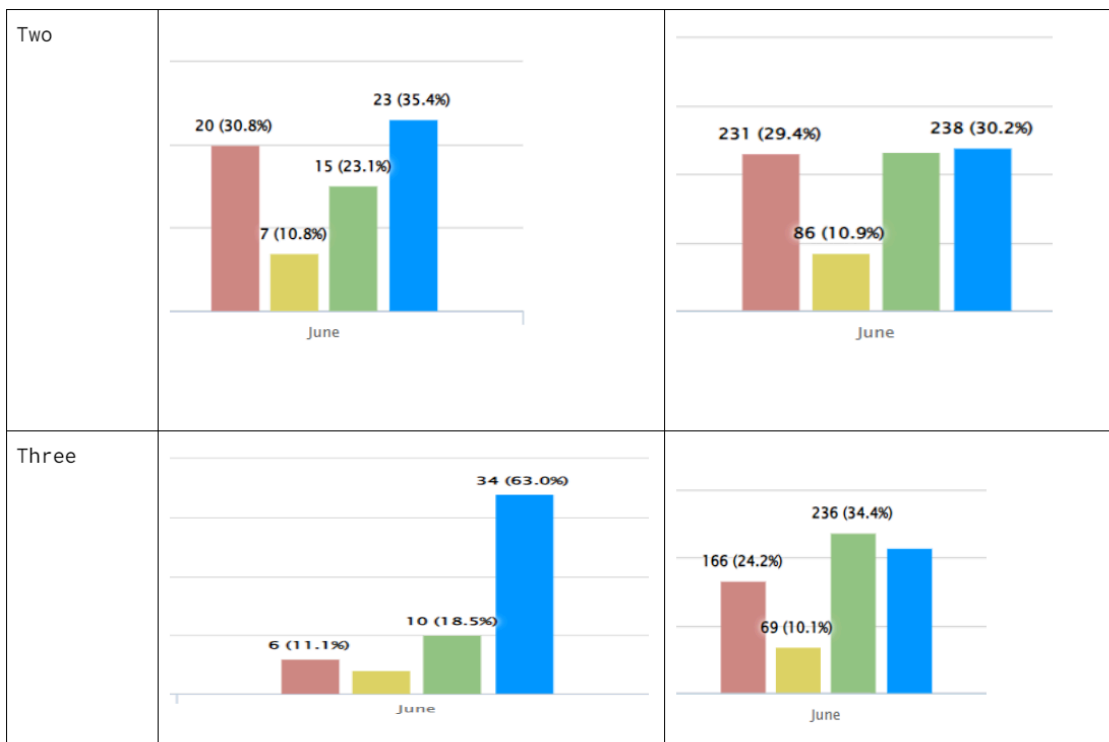
Reading Levels																																
Grade	School June 2024	Division June 2024																														
Kindergarten	Muir Lake Kindergarten Spreadsheet - look at June tabs on spreadsheet																															
One	<table border="1"> <caption>School June 2024 Grade One Reading Levels</caption> <thead> <tr> <th>Level</th> <th>Count</th> <th>Percentage</th> </tr> </thead> <tbody> <tr> <td>Red</td> <td>9</td> <td>25.7%</td> </tr> <tr> <td>Yellow</td> <td>5</td> <td>14.3%</td> </tr> <tr> <td>Green</td> <td>12</td> <td>34.3%</td> </tr> <tr> <td>Blue</td> <td>9</td> <td>25.7%</td> </tr> </tbody> </table>	Level	Count	Percentage	Red	9	25.7%	Yellow	5	14.3%	Green	12	34.3%	Blue	9	25.7%	<table border="1"> <caption>Division June 2024 Grade One Reading Levels</caption> <thead> <tr> <th>Level</th> <th>Count</th> <th>Percentage</th> </tr> </thead> <tbody> <tr> <td>Red</td> <td>249</td> <td>32.6%</td> </tr> <tr> <td>Yellow</td> <td>137</td> <td>18.0%</td> </tr> <tr> <td>Green</td> <td>207</td> <td>27.1%</td> </tr> <tr> <td>Blue</td> <td>170</td> <td>22.3%</td> </tr> </tbody> </table>	Level	Count	Percentage	Red	249	32.6%	Yellow	137	18.0%	Green	207	27.1%	Blue	170	22.3%
Level	Count	Percentage																														
Red	9	25.7%																														
Yellow	5	14.3%																														
Green	12	34.3%																														
Blue	9	25.7%																														
Level	Count	Percentage																														
Red	249	32.6%																														
Yellow	137	18.0%																														
Green	207	27.1%																														
Blue	170	22.3%																														



Muir Lake School

2023/2024

Annual Education Results Report



Numeracy Results - The numeracy goals and strategies outlined in the numeracy plan for 2023-2024 focused on strengthening foundational mathematical understanding through targeted, small-group instruction aligned with learning trajectories. The primary goal was to deepen students' comprehension of essential mathematical processes - such as subitization, counting, comparing, addition/subtraction, multiplication/division, and patterns - by carefully designing, selecting, and implementing activities. Other strategies included use of the Early Years Interview as a diagnostic tool to ensure programming addressed individual gaps. These strategies directly contribute to the improvements and maintenance in grades 1-3 numeracy by building a strong foundation in essential mathematical concepts.

GRADE	SEPT TEST SCORE	Months Behind SEPT	MAY TEST SCORE	Months Behind May	Months Gained	Months Remaining Behind (year prior curriculum)
1	87	6	93	6	0	-8
2	71	6	87	3	3	-5
3	66	6	76	6	0	-8

Muir Lake School

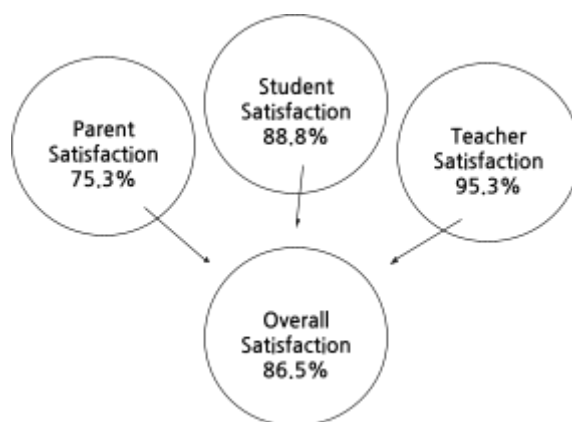
2023/2024

Annual Education Results Report

Assurance Measure - Highlights

The school Assurance Measures Survey highlights that citizenship, teaching and learning are perceived as 'positive' by our stakeholders. The level of parental involvement has increased within school, and overall, stakeholders view Muir Lake School positively.

Education Quality



Assurance Domain	Measure	Muir Lake School			Alberta			Measure Evaluation		
		Current Result	Prev Year Result	Prev 3 Year Average	Current Result	Prev Year Result	Prev 3 Year Average	Achievement	Improvement	Overall
Student Growth and Achievement	Student Learning Engagement	84.2	78.9	81.7	83.7	84.4	84.8	n/a	Maintained	n/a
	Citizenship	71.9	78.6	81.3	79.4	80.3	80.9	Intermediate	Declined	Issue
	3-year High School Completion	n/a	n/a	n/a	80.4	80.7	82.4	n/a	n/a	n/a
	5-year High School Completion	n/a	n/a	n/a	88.1	88.6	87.3	n/a	n/a	n/a
	PAT6: Acceptable	n/a	86.4	86.4	n/a	66.2	66.2	n/a	n/a	n/a
	PAT6: Excellence	n/a	31.8	31.8	n/a	18.0	18.0	n/a	n/a	n/a
	PAT9: Acceptable	n/a	74.3	74.3	n/a	62.6	62.6	n/a	n/a	n/a
	PAT9: Excellence	n/a	14.3	14.3	n/a	15.5	15.5	n/a	n/a	n/a
	Diploma: Acceptable	n/a	n/a	n/a	n/a	80.3	80.3	n/a	n/a	n/a
	Diploma: Excellence	n/a	n/a	n/a	n/a	21.2	21.2	n/a	n/a	n/a
Teaching & Leading	Education Quality	86.5	89.4	89.2	87.6	88.1	88.6	Intermediate	Maintained	Acceptable
Learning Supports	Welcoming, Caring, Respectful and Safe Learning Environments (WCRSLE)	81.3	86.7	86.9	84.0	84.7	85.4	n/a	Declined	n/a
	Access to Supports and Services	71.3	70.6	74.6	79.9	80.6	81.1	n/a	Maintained	n/a
Governance	Parental Involvement	70.9	58.9	62.1	79.5	79.1	78.9	Low	Maintained	Issue



Muir Lake School

2023/2024

Annual Education Results Report

Student Growth and Achievement

S.1 Student Learning Engagement - Measure History

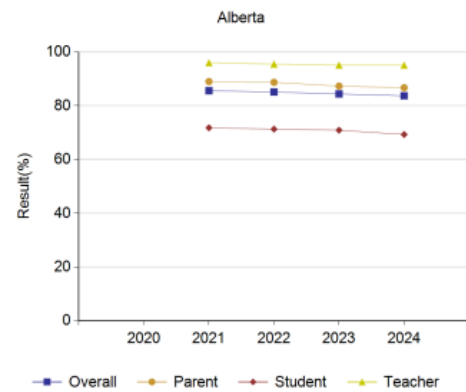
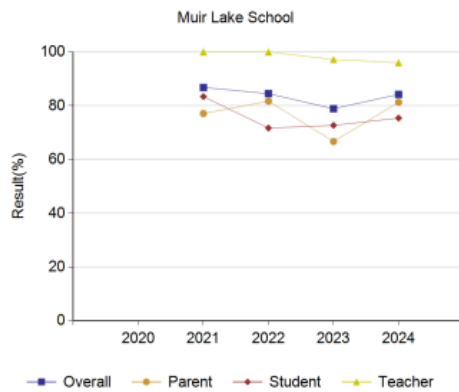
School: 2226 Muir Lake School

Province: Alberta



The percentage of teachers, parents and students who agree that students are engaged in their learning at school.

	Muir Lake School													Alberta									
	2020		2021		2022		2023		2024					Measure Evaluation			2020		2021		2022		2023
	N	%	N	%	N	%	N	%	N	%	Achievement	Improvement	Overall	N	%	N	%	N	%	N	%	N	%
Overall	n/a	n/a	110	86.8	129	84.5	116	78.9	168	84.2	n/a	Maintained	n/a	n/a	n/a	230,956	85.6	249,740	85.1	257,214	84.4	265,079	83.7
Parent	n/a	n/a	16	77.1	20	81.7	11	66.7	25	81.3	n/a	Maintained	n/a	n/a	n/a	30,994	89.0	31,694	88.7	31,862	87.3	33,209	86.7
Student	n/a	n/a	75	83.4	90	71.7	81	72.7	118	75.4	n/a	Maintained	n/a	n/a	n/a	169,789	71.8	187,102	71.3	193,029	70.9	199,823	69.3
Teacher	n/a	n/a	19	100.0	19	100.0	24	97.2	25	96.0	n/a	Maintained	n/a	n/a	n/a	30,173	96.0	30,944	95.5	32,323	95.1	32,047	95.1





Muir Lake School

2023/2024

Annual Education Results Report

Teaching & Leading

A.4 Education Quality - Measure History

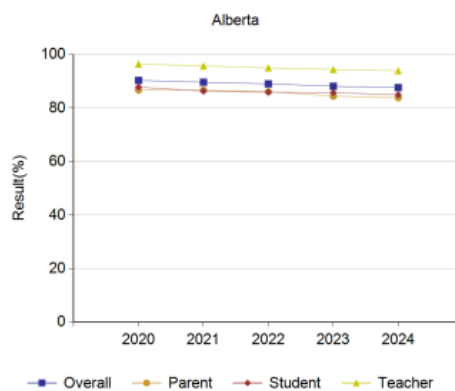
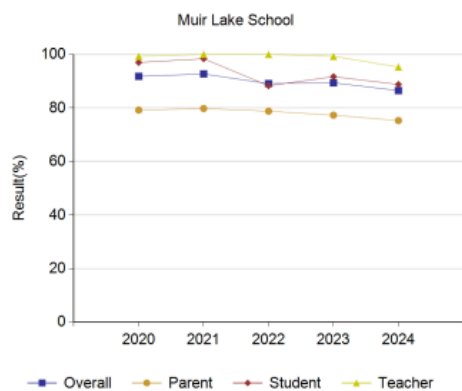
School: 2226 Muir Lake School

Province: Alberta



Percentage of teachers, parents and students satisfied with the overall quality of basic education.

	Muir Lake School													Alberta									
	2020		2021		2022		2023		2024					Measure Evaluation			2020		2021		2022		2023
	N	%	N	%	N	%	N	%	N	%	Achievement	Improvement	Overall	N	%	N	%	N	%	N	%	N	%
Overall	119	91.8	110	92.7	130	89.1	116	89.4	169	86.5	Intermediate	Maintained	Acceptable	264,623	90.3	230,814	89.6	249,532	89.0	257,584	88.1	265,643	87.6
Parent	17	79.2	16	79.8	20	78.8	11	77.3	25	75.3	Low	Maintained	Issue	36,907	86.7	31,024	86.7	31,728	86.1	31,890	84.4	33,250	83.8
Student	78	97.0	75	98.4	91	88.3	81	91.7	119	88.8	High	Maintained	Good	193,763	87.8	169,589	86.3	186,834	85.9	193,343	85.7	200,322	84.9
Teacher	24	99.3	19	100.0	19	100.0	24	99.3	25	95.3	Intermediate	Maintained	Acceptable	33,953	96.4	30,201	95.7	30,970	95.0	32,351	94.4	32,071	93.9



Muir Lake School

2023/2024

Annual Education Results Report

Learning Supports

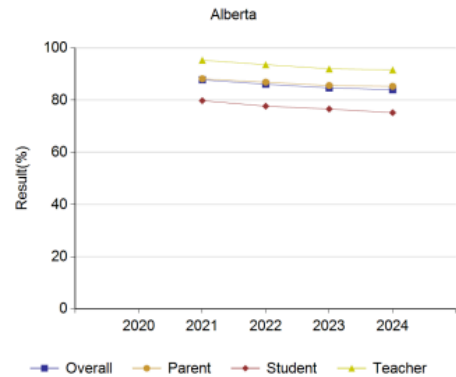
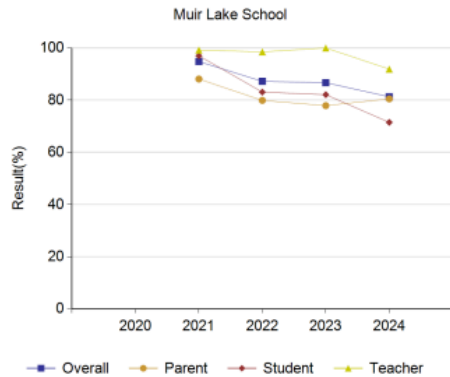
W.1 Welcoming, Caring, Respectful and Safe Learning Environments (WCRSLE) - Measure History

School: 2226 Muir Lake School

Province: Alberta

The percentage of teachers, parents and students who agree that their learning environments are welcoming, caring, respectful and safe.

	Muir Lake School										Alberta												
	2020		2021		2022		2023		2024		Measure Evaluation			2020		2021		2022		2023		2024	
	N	%	N	%	N	%	N	%	N	%	Achievement	Improvement	Overall	N	%	N	%	N	%	N	%	N	%
Overall	n/a	n/a	110	94.8	129	87.2	116	86.7	168	81.3	n/a	Declined	n/a	n/a	n/a	231,091	87.8	249,941	86.1	257,391	84.7	265,321	84.0
Parent	n/a	n/a	16	88.1	20	79.9	11	77.9	25	80.5	n/a	Maintained	n/a	n/a	n/a	30,980	88.2	31,715	86.9	31,885	85.6	33,232	85.3
Student	n/a	n/a	75	97.0	90	83.1	81	82.1	118	71.5	n/a	Declined	n/a	n/a	n/a	169,900	79.8	187,258	77.7	193,156	76.6	200,020	75.2
Teacher	n/a	n/a	19	99.2	19	98.5	24	100.0	25	91.9	n/a	Declined	n/a	n/a	n/a	30,211	95.3	30,968	93.6	32,350	92.0	32,069	91.6



Muir Lake School

2023/2024

Annual Education Results Report

Learning Supports

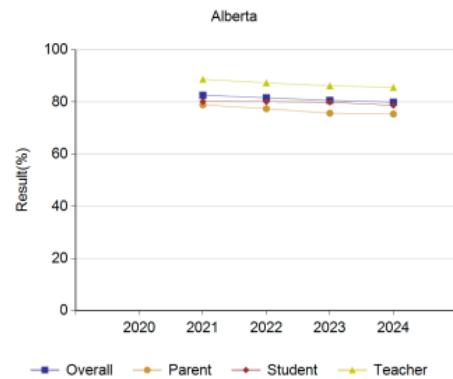
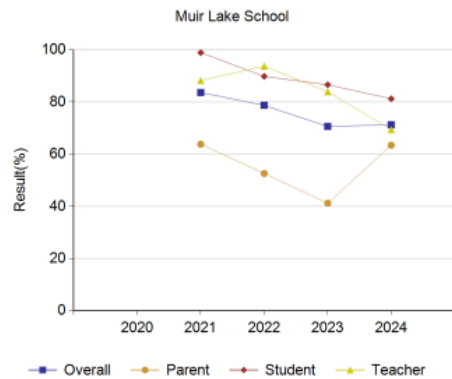
H.1 Access to Supports and Services - Measure History

School: 2226 Muir Lake School

Province: Alberta

The percentage of teachers, parents and students who agree that students have access to the appropriate supports and services at school.

	Muir Lake School													Alberta									
	2020		2021		2022		2023		2024		Measure Evaluation			2020		2021		2022		2023		2024	
	N	%	N	%	N	%	N	%	N	%	Achievement	Improvement	Overall	N	%	N	%	N	%	N	%	N	%
Overall	n/a	n/a	110	83.6	129	78.7	116	70.6	168	71.3	n/a	Maintained	n/a	n/a	n/a	230,761	82.6	249,570	81.6	256,994	80.6	264,733	79.9
Parent	n/a	n/a	16	63.8	20	52.6	11	41.2	25	63.4	n/a	Improved	n/a	n/a	n/a	30,936	78.9	31,684	77.4	31,847	75.7	33,177	75.4
Student	n/a	n/a	75	98.9	90	89.8	81	86.6	118	81.2	n/a	Declined	n/a	n/a	n/a	169,631	80.2	186,935	80.1	192,805	79.9	199,516	78.7
Teacher	n/a	n/a	19	88.2	19	93.7	24	83.9	25	69.4	n/a	Declined	n/a	n/a	n/a	30,194	88.7	30,951	87.3	32,342	86.2	32,040	85.6



Muir Lake School

2023/2024

Annual Education Results Report

Governance

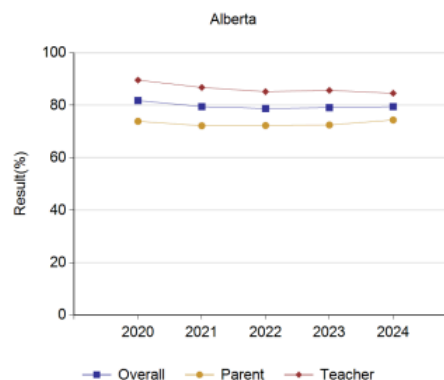
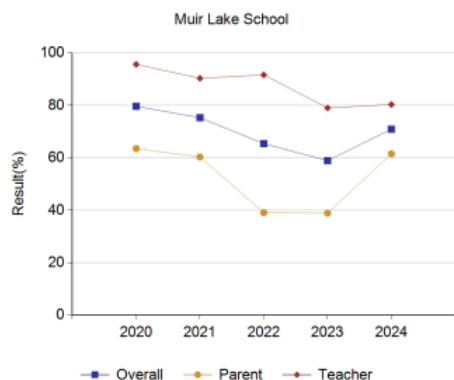
C.1 Parental Involvement - Measure History

School: 2226 Muir Lake School

Province: Alberta

Percentage of teachers and parents satisfied with parental involvement in decisions about their child's education.

	Muir Lake School										Measure Evaluation			Alberta									
	2020		2021		2022		2023		2024					2020		2021		2022		2023		2024	
	N	%	N	%	N	%	N	%	N	%	Achievement	Improvement	Overall	N	%	N	%	N	%	N	%		
Overall	40	79.6	35	75.3	39	65.4	35	58.9	50	70.9	Low	Maintained	Issue	70,377	81.8	60,919	79.5	62,412	78.8	63,935	79.1	64,949	79.5
Parent	17	63.5	16	60.3	20	39.1	11	38.9	25	61.5	Low	Improved	Acceptable	36,556	73.9	30,886	72.2	31,598	72.3	31,720	72.5	33,070	74.4
Teacher	23	95.6	19	90.3	19	91.6	24	79.0	25	80.3	Low	Maintained	Issue	33,821	89.6	30,033	86.8	30,814	85.2	32,215	85.7	31,879	84.6



Muir Lake School

2023/2024

Annual Education Results Report

B.4 Safe and Caring

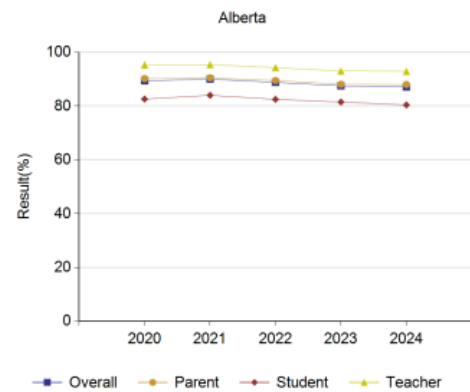
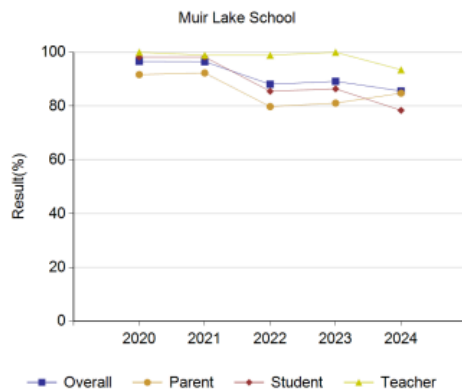
Measure History

School: 2226 Muir Lake School

Province: Alberta

Percentage of teacher, parent and student agreement that: students are safe at school, are learning the importance of caring for others, are learning respect for others and are treated fairly in school.

	Muir Lake School													Alberta									
	2020		2021		2022		2023		2024					Measure Evaluation			2020		2021		2022		2023
	N	%	N	%	N	%	N	%	N	%	Achievement	Improvement	Overall	N	%	N	%	N	%	N	%	N	%
Overall	118	96.6	110	96.5	129	88.1	116	89.2	168	85.6	High	Maintained	Good	264,204	89.4	230,987	90.0	249,835	88.8	257,278	87.5	265,150	87.1
Parent	17	91.7	16	92.3	20	79.8	11	81.1	25	84.8	High	Maintained	Good	36,899	90.2	30,969	90.5	31,707	89.5	31,879	88.1	33,225	88.0
Student	78	98.2	75	98.2	90	85.5	81	86.4	118	78.4	High	Declined	Acceptable	193,364	82.6	169,813	84.0	187,165	82.5	193,049	81.5	199,865	80.4
Teacher	23	100.0	19	98.9	19	98.9	24	100.0	25	93.5	Intermediate	Declined	Issue	33,941	95.3	30,205	95.4	30,963	94.3	32,350	93.0	32,060	92.9



Muir Lake School

2023/2024

Annual Education Results Report



D.6 In-Service Jurisdiction Needs

Detail

School: 2226 Muir Lake School

The percentage of teachers reporting that in the past 3-5 years the professional development and in-servicing received from the school authority has been focused, systematic and contributed significantly to their ongoing professional growth.

Teacher - All

		N	Strongly Agree %	Agree %	Disagree %	Strongly Disagree %	Don't Know %	Top 2 Box %
Thinking back over the past three years, to what extent do you agree or disagree that professional learning opportunities made available through the jurisdiction have: Been focused on the priorities of the jurisdiction	2020	23	48	52	0	0	0	100
	2021	18	39	61	0	0	0	100
	2022	18	44	56	0	0	0	100
	2023	22	55	36	0	0	9	91
	2024	24	33	63	0	0	4	96
Thinking back over the past three years, to what extent do you agree or disagree that professional learning opportunities made available through the jurisdiction have: Effectively addressed your professional development needs	2020	23	52	43	4	0	0	96
	2021	19	42	37	16	0	5	79
	2022	18	28	50	6	6	11	78
	2023	22	41	55	0	0	5	95
	2024	24	29	46	21	0	4	75
Thinking back over the past three years, to what extent do you agree or disagree that professional learning opportunities made available through the jurisdiction have: Significantly contributed to your on-going professional growth	2020	23	48	48	4	0	0	96
	2021	19	42	32	21	0	5	74
	2022	18	22	61	6	6	6	83
	2023	22	36	50	9	0	5	86
	2024	24	25	50	25	0	0	75

Muir Lake Community School continues to stand as a cornerstone of the community, attracting families to the catchment area and fostering a thriving educational environment. The school's student population growth over the past four years reflects not only the evolving demographics of the region but also the exceptional value placed on the education provided here. With strong academic performance on provincial achievement exams and maintenance of high scores on assurance surveys, Muir Lake is recognized for delivering quality education. Students, parents, and teachers alike affirm that the school offers a safe, caring, and supportive environment that equips students with the skills and confidence to excel beyond Grade 9.